



Rising Star

impulse® - E/VHT



● *Simultaneous multiple pulling capability to precisely reverse damage for faster, higher quality repairs.*



● *Simultaneous multiple pulling capability to precisely reverse damage for faster, higher quality repairs.*



● *Self-leveling deck with six variable heights from 19" - 40"*


The height is variable. The price remains low.

Power and performance in one affordable package. The Chief® *impulse*®-E/VHT gives you the high-end features and capabilities you've come to expect from Chief . . . at a low-end price you don't. No other pulling system in the industry gives you the options and versatility the the E/VHT provides - at any price.

Chief is proud of the E/VHT, and we invite you to compare what *impulse* offers with any other competitive pulling rack on the market. We're confident you'll agree that the *impulse*®-E/VHT offers the quality, durability and innovative features you need at a price that will keep you light-years ahead of the competition.

- *Simultaneous multiple pulling*
- *Six variable working heights*
- *Shure-Lock® tower mechanism*
- *True 360-degree capability*
- *Hand-held control pendant*
- *10-ton towers*

The *impulse*®-E/VHT. Only Chief could offer you so much...for so little.



Electric-over-hydraulic for smoother, quieter operations while generating 10 tons of pulling power and 10,000 lbs. of lift capacity.



Patented Sure-Lock® mechanism pins and secures towers with one easy movement for added speed, accuracy and safety.



All height and pull functions controlled from single hand-held pendant. No more hassles with foot pumps or changing lines!

Available Models:

Series 20	18-Foot / 80" Width	Part #450436
Series 30	18-Foot / 80" Width	Part #450437
Series 40	18-Foot / 80" Width	Part #450438



Compare and Decide

Compare the quality and features of the impulse-E/VHT with any other competitive system - and decide for yourself if it offers the quality, durability and features you need to increase your profitability and stay ahead of the competition.

FEATURE	E/VHT
Simultaneous multiple pulling	YES
True 360-degree capabilities	YES
Variable height capabilities	YES
Ability to control hydraulic power to selected towers or rams	YES
Self-leveling deck	YES
10,000-pound lift capacity	YES
Lift bushings	22 / self-lubricating
All lifting and controlling functions controlled from hand-held pendant	YES
Tower roller bearings raise so they bear no force during pulls	YES
Internal roller bearing	Tapered / non-lubricating
Ability to gang towers anywhere around deck perimeter	YES
Tower materials	1/2 and 3/8 inch high-strength steel
Tower ram	10-inch stroke, 10-tons of pull
Tower rollers	4
Deck plate steel	50,000 PSI yield strength
Deck tolerance	.020 inches
Tie-down openings	172: 18-foot model
Powder coated components	YES
Training available	YES
Service available	YES
Technical support	YES
Available sizes:	18-foot length / 80" wide

Optional Accessories



Add additional towers with Chief's patented Sure-Lock system for all the power you'll ever need.

Part No. 450470



Specifically designed handle extensions make locking and unlocking of Sure-Lock towers quick and incredibly easy.

Part No. 450510



Enhance your pulling and lifting capabilities with Chief's rugged and durable auxiliary rams.

**4" Ram Part No. 450479
6" Ram Part No. 450441**




Tech's love Chief's F.A.S.T. Anchoring System because it's versatile, easy to use and gets the job done fast.

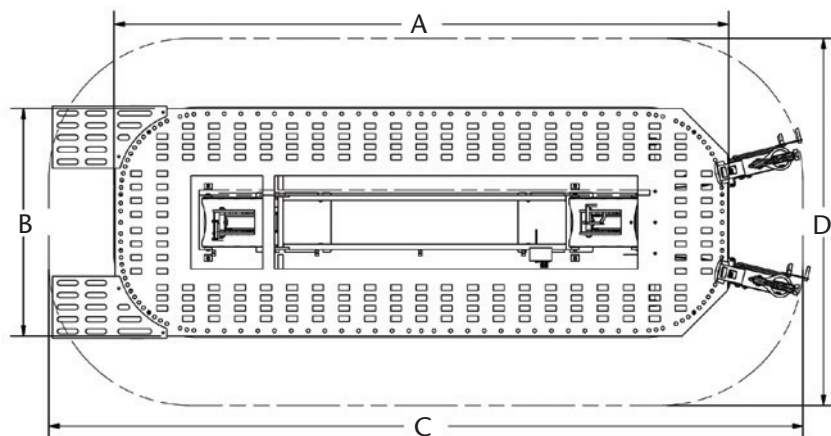
Part No. 200033



impulse®-E/VHT
with Variable Height Technology



impulse®-E/VHT Specifications



FEATURES

**18' Standard
80" wide**

A. Deck Length	22' (6,706mm)
B. Deck Width	6' 8" (2,030mm)
Working Height	19-40" (483-1,016mm)
C. Maximum Length	22' 4" (6,807mm)
D. Maximum Width	11' 2" (3,404mm)
Maximum Height	10' (3,048mm)
Weight (2-tower)	5,350 lbs. (2,430kg)
Weight (3-tower)	5,810 lbs. (2,460kg)
Lift Capacity	10,000 lbs. (4,536kg)
Pulling Force per Tower	10-Ton (54 kN)
Tie-Down Openings (with crossmember)	178
Power - U.S.	120VAC, 60Hz, 20 Amp
	Single Phase, Dedicated Line
Power - International	230VAC, 50Hz, 10 Amp
	Single Phase



Custom built to your specifications



E/VHT is 18 feet long and 80 inches wide
- perfect for smaller to mid-sized vehicles.

The *impulse®-E/VHT's* multiple configuration options let you customize the design to specifically match your needs:

- **You** decide how many towers you need
- **You** decide the width that's right for you

See how the *impulse®-E/VHT* can add real power, quality and value - and become the rising star in your shop.
Call your Chief Distributor or contact Chief Automotive today!

800-445-9262

CHIEF
COLLISION TECHNOLOGY

www.chieftechology.com  